

CAR PARKING

CONTROL EQUIPMENT



MIDLAND BARRIER COMPANY

DIRECTIONAL FLOW PLATES

With its simple counterweighted one-way pivoting flap, the collapsible flow plate has, for the last thirty years, provided a simple yet effective method of directional traffic control for vehicles up to 1½ tons. The robust construction is simple in operation as it is entirely vehicle activated and self returning.



To provide optimum durability and performance, the unit has been designed with an all-steel fabricated ground box, protected with a bitumen based paint

finish and high load bearing Durbar top plate and pivoting flap. Designed with a pair of heavy duty moulded rubber buffer blocks to minimise noise often associated with flow plates.

We also recommend that a speed ramp is installed ahead of the flow plates to limit traffic movements to 5mph.

The ramps are supplied with an easy to fit fixing pack for road surfaces. These high quality solid rubber speed ramps are purpose designed to provide an effective control, instantly, and without the need for extensive construction or

costly traffic delays.



Adequate signs should also be positioned at the road side, instructing No Entry and appropriate Speed Restrictions.

For more information, see overleaf.



Telephone: 01905 354494
Fax: 01905 356749

P8

www.midlandbarrier.co.uk
info@midlandbarrier.co.uk

DIRECTIONAL FLOW PLATES



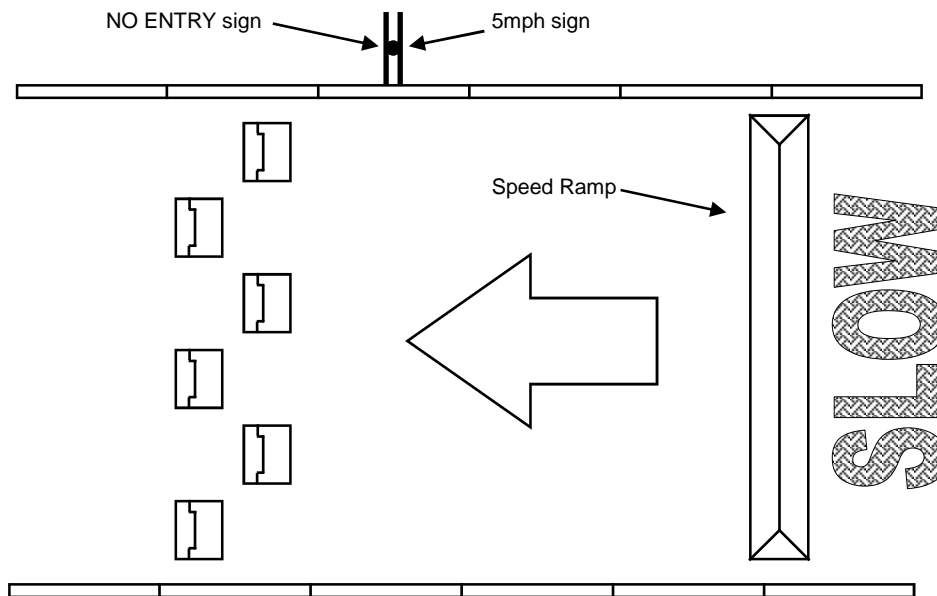
Features:

- Load bearing 10mm anti-slip Durbar plates
- Bearings packed with high grade weather-proof grease
- Heavy steel plate ground boxes
- Treated with bitumastic based protective coating
- Heavy duty rubber buffer to reduce 'clatter'

Options:

- "No Entry" and "5 mph" signs
- Pre-formed bolt down speed ramps

Recommended Layout:



Road Width	No. of Units Required
2.5m	5
3m	6
3.5m	7
4m	8
4.5m	9

Midland Barrier Company
 102 Victoria Avenue, Off London Road, Worcester, WR5 1ED

Products

Parking Barriers ~ Manual Barriers ~ Security Barriers ~ Rising Parking Kerbs and Bollards ~ Turnstiles and Pedestrian Control Gates ~ Parking and Security Posts ~ Bollards ~ Directional Flow Plates ~ Ticket Issuing Machines ~ Signs and Wheel Clamps ~ Height Restrictors ~ Access Control Equipment ~ Road Safety Barriers ~ Kiosks and Modular Buildings ~ Barrier Accessories ~ and more...

Services

Ground Works ~ Installations ~ Maintenance and Servicing ~ Repairs ~ Bespoke Equipment

We operate an ongoing product development policy and reserve the right to change specifications without notice.